

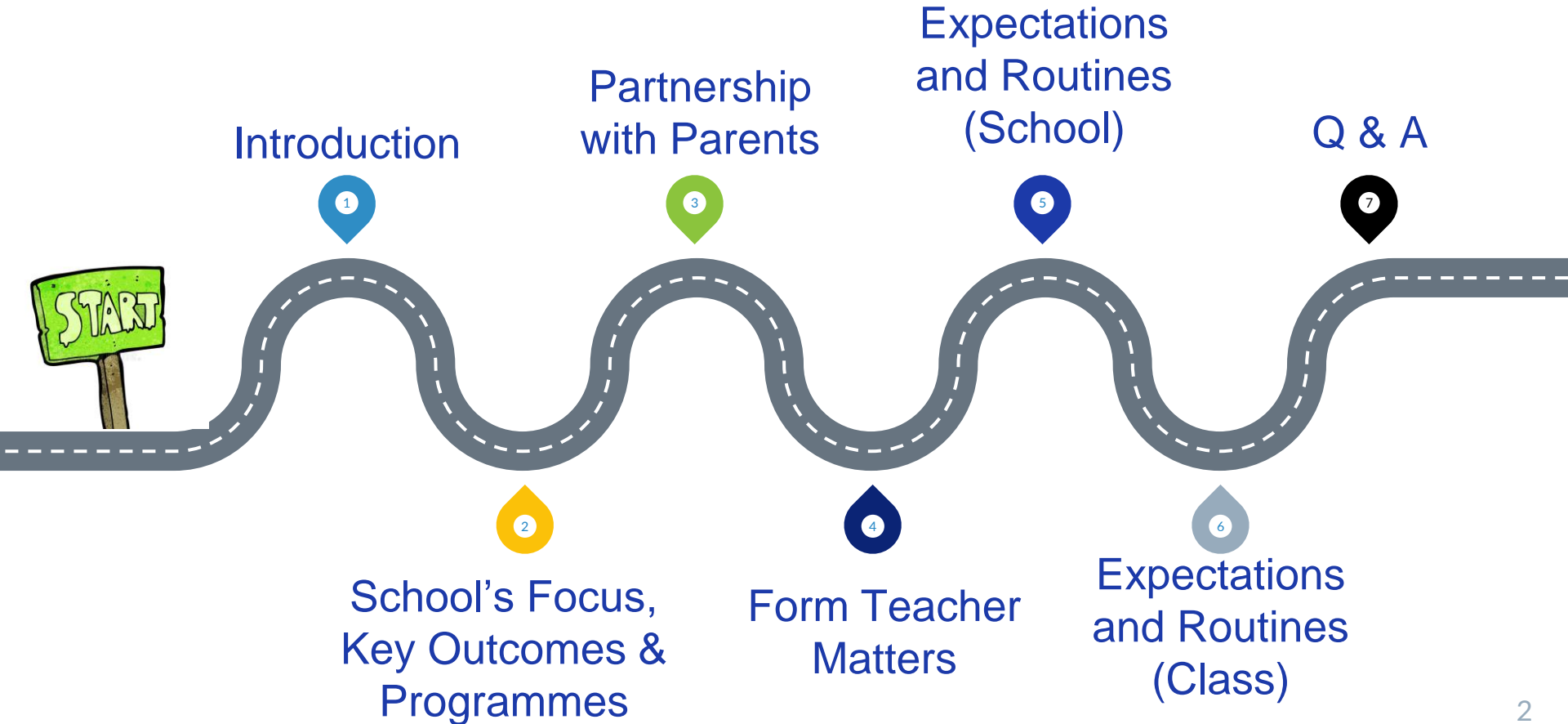
---

# Parent-Teacher Meeting 1

## 26 January 2024



# Agenda



# 1. Introduction

## Form Teacher

Name:

Contact: @moe.edu.sg

Subjects Taught:

## Co-form Teacher

Name:

Contact: @moe.edu.sg

Subjects Taught:

# 1. Introduction

## Subject Teacher

Name:

Contact: @moe.edu.sg

Subject Taught:

## Subject Teacher

Name:

Contact: @moe.edu.sg

Subject Taught:

# 1. Introduction

## Subject Teacher

Name:

Contact: @moe.edu.sg

Subject Taught:

## Subject Teacher

Name:

Contact: @moe.edu.sg

Subject Taught:

# My Teaching Philosophy

Every student can  
**LEARN,**  
just not on the same day,  
or in the same *way*.



---

# School's Focus, Key Outcomes & Programmes



# 2. Our School's Approach to Student Outcomes

## PGPS STUDENT OUTCOMES

### SELF-DIRECTED LEARNERS

- Have a lively curiosity about things
- Take responsibility for their own learning
- Take pride in their work
- Have healthy habits and an awareness of the arts

### CONFIDENT LEADERS

- Know their strengths and areas for growth
- Think for themselves
- Express themselves confidently
- Know right from wrong and choose to do what is right

### INNOVATIVE COLLABORATORS

- Are creative and inventive
- Exercise initiative
- Work effectively in teams
- Strive for excellence to achieve a common goal despite challenges

### CARING CITIZENS

- Know and love Singapore
- Empathize and share with others
- Care for others and the environment
- Take action to improve the lives of others



# Learning Dispositions

Learning Disposition	Description	Behavioural Descriptors
<b>Curiosity and Self-Directedness</b>	I am interested to learn and motivated to find out more.	<ul style="list-style-type: none"><li>• Stays focused during lesson</li><li>• Participates in class discussions</li></ul>
<b>Responsibility and Diligence</b>	I take ownership of my learning. I am driven to give my best.	<ul style="list-style-type: none"><li>• Submits assigned homework on time</li><li>• Puts in effort to submit quality work</li></ul>
<b>Perseverance and Resilience</b>	I am determined to keep going despite challenges. I am willing to pick myself up after setbacks.	<ul style="list-style-type: none"><li>• Embraces challenging tasks</li><li>• Shows willingness to try again despite setbacks</li></ul>
<b>Collaboration and Open-mindedness</b>	I am willing to work with others to achieve a shared goal. I consider the opinions of others.	<ul style="list-style-type: none"><li>• Contributes to group work</li></ul>

# P6 ICT Programmes to grow Self-Directed Learners

Every student a **Self-Directed Learner**



Supporting Digital Art

ICT in Art Curriculum

**P6** Topic: Digital Collage on Contemporary

Using padlet, jamboard and autodesk sketchbook to enhance self-directed learning



Student artists capturing photos of spaces in school party covered with a torn piece of paper



Using Jamboard as an e-art journal platform



Using Padlet for instructions, resources, tutorials and submissions



Using Autodesk Sketchbook to create Digital Collage



What have you learnt about Performance Art?



# P6 Programmes to grow Self-Directed Learners



**EL Week**



**Digital Music**



**Arts Fiesta**



# P6 Programmes to grow Self-Directed Learners



**Learning Journey to  
Sungei Buloh**



**Learning Journey to Asian  
Civilisation Museum**

# P6 Programmes to grow Self-Directed Learners



**PGPS News Presenters (MTL)**



**Math Around Us**

# P6 Programmes to grow Confident Leaders



## Leadership Opportunities

- Student Leaders
- Classroom Committee members
- MTL Support Leaders
- PAM Ambassadors
- CCA Leaders
- Peer Support Leaders
- Cyber Wellness Ambassadors



# P6 Programmes to grow Confident Leaders



**Music Busking**



**Art Competition**



**PGPS Got Talent!**

# P6 Programmes to grow Innovative Collaborators



**Learn it, Use it,  
Enjoy it!  
MTL Fortnight**



**Science  
Projects/Activities**



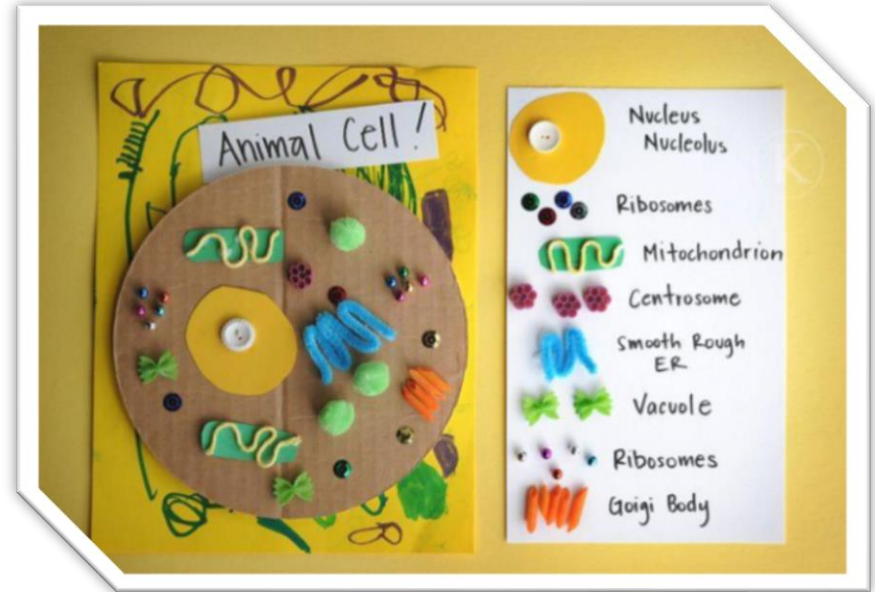
**P6 Cardboard Carnival**



# P6 Programmes to grow Self-Directed Learners



SC Joy of Learning



# P6 Programmes to grow Caring Citizens



## National Education

- Total Defence Day
- International Friendship Day
- Racial Harmony Day
- National Day
- NE Show



# P6 Programme to develop Caring Citizens

## P6 Advocacy




---

# Partnership with Parents



### 3. Partnership with Parents



So, how can you join us in engaging the mind,  
nurturing the heart and  
empowering the hands of your child?

# Parent Partnership Tips for English



- Cultivate the love for reading.
- Read/Watch/Listen to the news together.
- Supervise revision and encourage your child to engage in meaningful conversations.
- Refer to a dictionary when in doubt.
- Encourage your child to practise writing. Emphasise that handwriting must be neat and legible.

# Parent Partnership Tips for Math

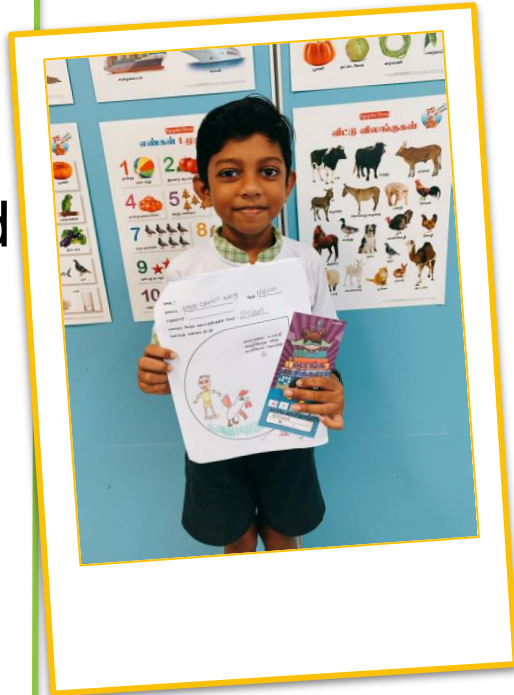
- Ensure that your child have strong fundamentals (e.g. multiplication table)
- Encourage your child to ask questions to develop understanding
- Focus on the process, not the answer.
- Remind your child to show all the steps when solving problems

- ✓ Where and why are you stuck?
- ✓ How have you solved similar questions in school?
- ✓ Let's see how you arrived at the answer.
- ✓ How can we be sure that this answer is accurate?
- ✓ Is there another way to solve this?
- ✓ How can we do this better?



# Parent Partnership Tips for MTL

- Motivate your child to continue to try despite setbacks
- Role-model MTL (Converse with your child and Learn with your child)
- Encourage your child to keep a MTL journal book and “MTL Vocabulary Bank”
- Encourage listening to MTL radio and watching MTL programmes, and share what he/she has viewed with you





# Parent Partnership Tips for Science

- Ask your child to revise regularly especially the past year topics
- Check your child's activity book / workbook and files regularly. Make sure assignments are carefully completed and concepts understood.
- Work in partnership with your child's teacher.
- Keep the Science textbooks and activity books / workbooks for future revision. Do not give them away.

# Parent Partnership Tips for Science

- Use Making Thinking Visible (MTV) tools to make thinking visible.
  - ❖ See-Think-Wonder
  - ❖ I used to think... Now I think...
  - ❖ What makes you say that?
- Encourage your child clarify his/her doubts with teacher as soon as possible.

# Parent Partnership Tips for Science

- **A**nnotate, **C**omprehend and **E**xplain (ACE) method for Open-ended questions.

**A**nnotate – highlight the key information

**C**omprehend – Understand the demand of the question and connect to the concepts learnt

**E**xplain using the **CER** (Claim, Evidence and Reason) framework to answer comprehensively

# Scope and Sequence for P5 and P6

<b>Term</b>	<b>P5</b>	<b>P6</b>
<b>1</b>	<ul style="list-style-type: none"><li>• The unit of life</li><li>• Reproduction in plants</li><li>• Reproduction in Humans</li></ul>	<ul style="list-style-type: none"><li>• Energy in food</li><li>• Forms and uses of energy</li><li>• Sources of energy</li><li>• Forces</li></ul>
<b>2</b>	<ul style="list-style-type: none"><li>• Water and changes of state</li><li>• The water cycle</li></ul>	<ul style="list-style-type: none"><li>• Living together</li><li>• Food Chains and Food webs</li><li>• Adaptations</li></ul>
<b>3</b>	<ul style="list-style-type: none"><li>• Electrical systems</li><li>• Using electricity</li></ul>	<ul style="list-style-type: none"><li>• Man's impact on his environment</li></ul>
<b>4</b>	<ul style="list-style-type: none"><li>• The plant transport system</li><li>• Air and respiratory system</li><li>• The circulatory system</li></ul>	

# Scope and Sequence for P5 and P6 (FSC)

Term	P5	P6
1	<ul style="list-style-type: none"><li>• Reproduction in Humans</li><li>• Reproduction in plants</li></ul>	<ul style="list-style-type: none"><li>• Energy from the Sun</li><li>• Forces</li><li>• Living together</li></ul>
2	<ul style="list-style-type: none"><li>• Water and changes of state</li><li>• The water cycle</li></ul>	<ul style="list-style-type: none"><li>• Food Chain</li><li>• Adaptations</li></ul>
3	<ul style="list-style-type: none"><li>• Electrical Systems</li><li>• Using electricity</li><li>• The plant transport system</li><li>• Air and respiratory system</li></ul>	<ul style="list-style-type: none"><li>• Man's impact on his environment</li></ul>
4	<ul style="list-style-type: none"><li>• Air and respiratory system</li><li>• The circulatory system</li></ul>	

# Parent Partnership Tips for PE, Art & Music (PAM)



- **Encourage** your child to express themselves freely.
- **Affirm** your child's interests and efforts.
- **Engage** in a discussion with your child about things they have done, learnt or created in PAM lessons.

# A. Rationale and Intents of Homework

- Meaningful and relevant homework assignment forms an integral part of students' learning process as homework allows students to deepen their understanding and facilitates better retention of learning through:
  - ✓ Practising skills acquired
  - ✓ Reinforcing concepts taught
  - ✓ Applying knowledge learnt
- Homework provides students with the opportunity to learn beyond the classroom and nurtures greater self-discipline, time management and self-directedness in learning.
- Allows teachers to effectively identify students' learning gaps so that appropriate intervention and support can be provided to enhance students' learning.
- Through homework submissions, teachers can formatively assess students' learning progress and share timely feedback with parents so that they can be more involved in their child's learning.

## B. Guiding Principles on Homework Assignment

**Homework Management** - In consideration for the students' well-being, the school refrains from giving homework for the following groups of students on these occasions:

- a) P1 Students in Term One
  - To allow P1 students to have a smoother transition into their primary school life
- b) P3-6 Students on Mondays (CCA Day)
  - To allow students ample rest time after attending CCA sessions
- c) P3-5 Students on scheduled Weighted Assessment (WA) Days
  - To give students time and space to do self-revision.
- d) All Students During Festive or Celebratory Holidays (e.g., CNY, Deepavali, Hari Raya, National Day & Children's Day)
  - To ensure that students can spend quality time and enjoy the celebrations with their families and loved ones

**NOTE:** *If homework is given on days indicated in b) to d), more time would be given for students to complete their assigned task/s.*



# C. Developing Self-Directed Learners

## Responsibilities of Students

Students should be self-directed and take ownership of their own learning by:

- Exercising personal responsibility in recording their daily assignments (including deadlines) in their Student Handbook
- Seeking clarifications if they are unclear with any assignment task or instructions
- Taking pride in completing their assignments, ensuring that they put in their best effort to produce quality work for submission
- Exercising self-discipline in submitting all assignments (including corrections) on time

## D. School-Home Partnership

### Parents' Role

With strong School-Home Partnership, parents can work closely with their child's form and subject teachers, to play an active role in supporting their child's learning through:

- Checking their child's Student Handbook and supervising them in their homework completion
- Providing a conducive environment at home (i.e., having a quiet study area that is well lit and free from distractions) for their child to revise and complete their assigned homework
- Establishing daily routines for their child to work on their assigned homework for the day, while ensuring that there is ample rest and play time set aside for their well-being
- Guiding their child when he/she faces difficulties in completing their assignments and encouraging their child to make an attempt to do the assignment even if he/she finds them challenging

Values	Tagline	Desired Behaviour I will...
<b>Self-Discipline</b>	Choose to do what is right	<ul style="list-style-type: none"> <li>Set personal goals and work hard towards achieving them</li> <li>think before I act and manage my own behavior</li> <li>Abide by the school rules</li> <li>Adopt healthy habits</li> </ul>
<b>Teamwork</b>	Work collaboratively with others to achieve a common goal	<ul style="list-style-type: none"> <li>Participate and contribute actively to the team</li> <li>Encourage and motivate others</li> <li>Listen and respect the opinions of others</li> <li>Work and play with peers regardless of background (race/religion/language etc)</li> </ul>
<b>Responsibility</b>	Take ownership of my own learning and my actions	<ul style="list-style-type: none"> <li>Remain curious and be self-motivated to learn</li> <li>Carry out work/duties given with diligence and complete them on time</li> <li>Take pride in producing good work</li> <li>Own up when I make mistakes and be willing to accept the consequences</li> </ul>
<b>Integrity</b>	Be honest even when no one is watching	<ul style="list-style-type: none"> <li>Be honest in words and deeds</li> <li>Lead by example</li> <li>Uphold the good name of the school</li> <li>Keep to my words and promises</li> </ul>
<b>Valour</b>	Show courage even in the face of challenges	<ul style="list-style-type: none"> <li>Show confidence in my own ability</li> <li>Embrace challenges</li> <li>Stand up for what is right</li> <li>Dare to try new learning experiences</li> </ul>
<b>Empathy</b>	Seek to understand and show care for others	<ul style="list-style-type: none"> <li>Be mindful of others' feelings</li> <li>Help others in need</li> <li>Show respect to teachers and be courteous to others</li> <li>Look after the class, school and the environment</li> </ul>

# A Caring and Enabling Society: Circles of Support for our Students



Ministry of Education  
SINGAPORE



Source:  
Schoolbag.sg

---

# Form Teacher Matters



# 4. Expectations and routines (School)

Day	Monday	Tuesday	Wednesday	Thursday	Friday
Arrival	7.30 a.m.				
Dismissal	1.30 p.m. (for Primary 1 and 2) 1.40 p.m. (for Primary 3 to 6)				12.40 p.m.
After School Programme	<b>CCA</b>  Session 1 (2.15 - 4.15 p.m.) Session 2 (3.45 - 5.45 p.m.)	<b>Supplementary/Remedial</b> Slot 1 (2.15 - 3 p.m.) Slot 2 (3 - 3.45 p.m.)	<b>Staff meeting</b>	<b>Supplementary/Remedial</b> Slot 1 (2.15 - 3 p.m.) Slot 2 (3 - 3.45 p.m.) <b>CCA</b> (3.45 - 5.45 p.m.)	<b>HMTL</b>  <b>Staff development and learning</b>

# 4. Expectations and routines (School)

## Absenteeism:

All absence from school must be accompanied by a medical certificate or parent letter.

Students are not supposed to go overseas for holiday during school terms.

## Pre-Assembly

7.20 a.m. onwards

Mon & Fri - Report to the Hall

Tues to Thurs - Report to the Classrooms

Students are to bring a storybook for silent reading every day.

## Late coming:

Students will be considered as late if he/she reports to school after 7.30 a.m.

Students are to report to school on time as they will be able to engage in pre-assembly activities.

# 4. Expectations and routines (School)

**Prescribed uniform must be worn to school at all times. This includes;**

- School socks
- Black canvas shoes (all black)



Name tags on the school shirt should be positioned slightly above the school crest.



Carrying handphones to school as well as cycling to school, should be accompanied by the submission of a signed consent from parents.

No jewellery of any form or fancy watch is to be worn by students.

- For more details and picture reference, you can refer to the student's daily organiser. (Pg 7 to 12)



# 4. Expectations and routines (Class)

## Class rules

- One Voice. Raise your hand and wait for your turn if you wish to contribute
- Be kind, courteous and helpful.
- Be the best that we can be. It is okay not to know, it is not okay not to try.

## My expectations

- Homework given has to be completed by the next day unless otherwise stated.
- Parents support to guide and monitor students learning on Student Learning Space (SLS)
- To check students' organiser / Classdojo daily for updates.

## Daily practises

- Do revision regularly and finish homework first.
- Pack the school bag using the timetable given.
- Bring the necessary stationery for lessons.
- Practice good study habits by planning time wisely.

# 4. Expectations and routines (Class)

Class rules

My expectations

Daily practises

It is good to cultivate good habits for studying daily. Start with ensuring that your child has the appropriate stationery for school and exams (especially for PSLE). These include:

- **2B pencils**
  - for shading on Optical Answer Sheet (OAS)
  - Draw diagrams in answers for Maths and Science questions
- **Dark blue or black ballpoint pens**
- **Eraser**
- **Ruler**
- **Standard Mathematical Instruments**
- **Calculator**
- **Dictionary**



## Keeping our teens safe online

15 APR 2021



Source: <https://www.schoolbag.edu.sg/story/keeping-our-teens-safe-online>

# Managing risks online

- Talk to your child about handphone usage and agree on some rules to guide them on screen time during school days.
- Be aware of who they are talking to or websites they are surfing. Advise them to be wary of not disclosing personal information and why.
- If your child is into gaming, do discuss with them to gradually reduce their gaming time from holidays to term time. Get them to understand the consequences if they allow gaming to take over their time.

# Modes of Communication

## School to Parent & Parent to School

### CLASSDOJO

Will serve as the primary platform for communication between subject teachers and parents.



For:

- Daily reminders
- Clarification of matters with teachers.

**STUDENT ORGANISER / EMAIL**



## School to Parent

### PUNGGOL GREEN PRIMARY SCHOOL WEBSITE

Website:

[punggolgreenpri.moe.edu.sg/](http://punggolgreenpri.moe.edu.sg/)

Phone Number: 65383011



For:

- Termly newsletters
- Consent Forms
- Latest updates on School Matters
- Travel Declaration

**PARENTS GATEWAY**

# Organiser reminders

- ▶ Ensure that the “Personal Particulars” page (Pg 1) is filled in correctly.
- ▶ Read through the updated School rules and acknowledge by signing Pg 13 of the student organiser.
- ▶ Help your child to set personal goals on Pg 19. (This page will be a work in progress and it would be good to revisit this page with your child/ward from time to time.)



**Q & A**

# Parents' Feedback Survey



<https://go.gov.sg/parents-briefing20>

24

Kindly scan the QR Code and complete the Parents' Feedback Survey after the Parents' Briefing at the hall.

This will help us plan for our future events better.

Thank you!

Thank  
you

S.T.R.I.V.E

