



Parent-Teacher Meeting 1

27 January 2023

Agenda





School's Focus, Key Outcomes & Programmes

2. Our School's Approach to Student Outcomes

PGPS STUDENT OUTCOMES

SELF-DIRECTED LEARNERS

- Have a lively curiosity about things
- Take responsibility for their own learning
- Take pride in their work
- Have healthy habits and an awareness of the arts

CONFIDENT LEADERS

- Know their strengths and areas for growth
- Think for themselves
- Express themselves confidently
- Know right from wrong and choose to do what is right

INNOVATIVE COLLABORATORS

- Are creative and inventive
- Exercise initiative
- Work effectively in teams
- Strive for excellence to achieve a common goal despite challenges

CARING CITIZENS

- Know and love Singapore
- Empathize and share with others
- Care for others and the environment
- Take action to improve the lives of others

Every student a Self-Directed Learner



Student artists capturing photos of spaces in school partly covered with a torn piece of paper

P5

ICT in Art Curriculum

P6

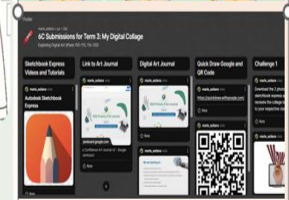
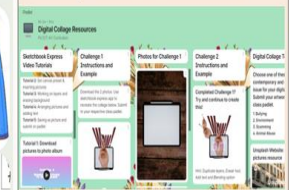
Topic: Digital Collage on Contemporary

Using padlet, jamboard and autodesk sketchbook to enhance self-directed learning

Using Jamboard as an e-art journal platform

Using Padlet for instructions, resources, tutorials and submissions

Using Autodesk SketchBook to create Digital Characters



What have you learnt about Performance Art?

P5 Programmes to grow Self-Directed Learners



EL Week



Digital Music



Arts Fiesta

P5 Programmes to grow Self-Directed Learners



PGPS News Presenters (MTL)



Math Around Us

P5 Programmes to grow Confident Leaders



Leadership Opportunities

- Student Leaders
- Classroom Committee members
- MTL Support Leaders
- Math Ambassadors
- PAM Ambassadors
- CCA Leaders
- Peer Support Leaders
- Cyber Wellness Ambassadors

P5 Programmes to grow Confident Leaders



EL Week



MTL Competitions



**PAM Ambassador
Programme**

P5 Programmes to grow Confident Leaders



Music Busking



Art Competition



PGPS Got Talent!

P5 Programmes to grow Innovative Collaborators



**Learn it, Use it,
Enjoy it!
MTL Fortnight**



Science Projects/Activities



P5 Adventure Camp

P5 Programmes to grow Caring Citizens



National Education

- Total Defence Day
- International Friendship Day
- Racial Harmony Day
- National Day
- NE Show

P5 Programmes to grow Caring Citizens



Science Programmes and recess activities to create awareness



Values in Action (VIA)

- School Wide VIA - SHINE@PGPS
- Level Specific VIA – Food Drive

Experiential Learning

Partnership with Parents



3. Partnership with Parents



So, how can you join us in engaging the mind,
nurturing the heart and
empowering the hands of your child?

Parent Partnership Tips for English



- Cultivate the love for reading.
- Read/Watch/Listen to the news together.
- Supervise revision and encourage your child to engage in meaningful conversations.
- Refer to a dictionary when in doubt.
- Encourage your child to practise writing. Emphasise that handwriting must be neat and legible.

Parent Partnership Tips for Math

- Ensure that your child have strong fundamentals (e.g. multiplication table)
- Encourage your child to ask questions to develop understanding
- Focus on the process, not the answer.
- Remind your child to show all the steps when solving problems

- ✓ Where and why are you stuck?
- ✓ How have you solved similar questions in school?
- ✓ Let's see how you arrived at the answer.
- ✓ How can we be sure that this answer is accurate?
- ✓ Is there another way to solve this?
- ✓ How can we do this better?



Parent Partnership Tips for MTL

- Motivate your child to continue to try despite setbacks
- Role-model MTL (Converse with your child and Learn with your child)
- Encourage your child to keep a MTL journal book and “MTL Vocabulary Bank”
- Encourage listening to MTL radio and watching MTL programmes, and share what he/she has viewed with you



Parent Partnership Tips for Science

- Go on nature trips with your child and have conversations about what they observe
- Encourage your child to ask questions and develop a habit to investigate natural phenomena
- Encourage your child to watch Science shows and read science-related books



Parent Partnership Tips for PE, Art & Music (PAM)

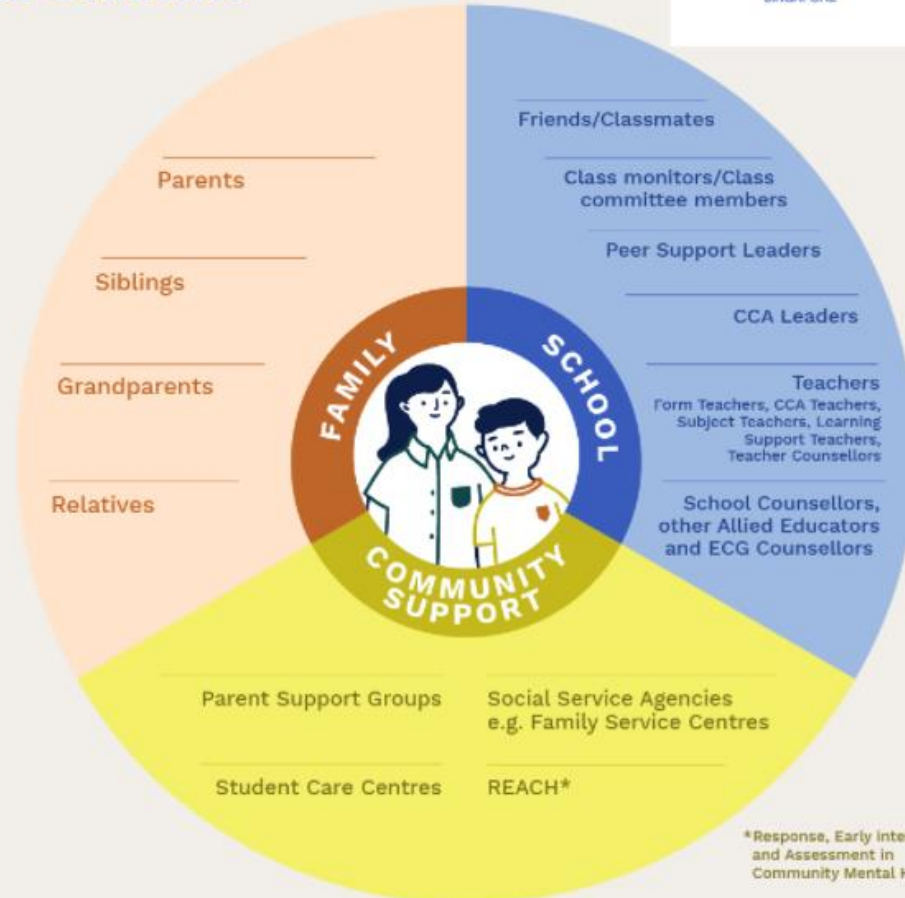


- **Encourage** your child to express themselves freely.
- **Affirm** your child's interests and efforts.
- **Engage** in a discussion with your child about things they have done, learnt or created in PAM lessons.

A Caring and Enabling Society: Circles of Support for our Students



Ministry of Education
SINGAPORE



*Response, Early intervention,
and Assessment in
Community Mental Health

Source:
Schoolbag.sg



Direct School Admission (DSA-SEC)

What is DSA-SEC?

An opportunity for P6 students to seek admission to a secondary school based on their talent in sports, CCAs and specific academic areas before taking the PSLE.

How does it work?

Each participating secondary school offers distinctive programmes and sets its own selection process and criteria to admit students with talents who can be further developed by their programmes.

Who can apply?

Primary 6 students can apply for DSA-Sec based on a wide-range of talents, including:

- Sports and games
- Visual, literary and performing arts
- Debate and public speaking
- Science, mathematics and engineering
- Languages and humanities
- Uniformed groups
- Leadership (for example, prefects, CCA Leaders)

Selection Criteria

Schools have different selection criteria, but in general, applicants must be able to demonstrate a high level of ability in that talent area.

For example, your child might have:

- represented the school in a CCA
- held a prominent role in a play or performance
- done well in a subject such as mathematics or creative writing
- held a leadership role in class or a CCA

Note: *Academic results and non-academic school-based achievements will be shared automatically to the school that you have chosen*

Is DSA right for your child?

Yes, only if your child has **talent in an area** which a secondary school offers the DSA in.

And if your child is **passionate** about and **committed** to developing his/her strengths **in that talent area in that school**.

What if you do not participate in the DSA exercise?

You will participate in the Secondary 1 (S1) Posting exercise in November and be admitted to a secondary school based on your PSLE AL score.

Information on DSA

More information on the DSA application process will be shared in April 2023.

Visit MOE's website and the respective secondary school's websites for more information on talent areas.

MOE Website on DSA: <https://www.moe.gov.sg/secondary/dsa>

Form Teacher Matters



4. Expectations and routines (School)

Day	Monday	Tuesday	Wednesday	Thursday	Friday
Arrival	7.30 a.m.				
Dismissal	1.30 p.m. (for Primary 1 and 2) 1.40 p.m. (for Primary 3 to 6)				12.40 p.m.
After School Programme	CCA Session 1 (2.15 - 4.15 p.m.) Session 2 (3.45 - 5.45 p.m.)	Supplementary/Remedial Slot 1 (2.15 - 3 p.m.) Slot 2 (3 - 3.45 p.m.)	Staff meeting	Supplementary/Remedial Slot 1 (2.15 - 3 p.m.) Slot 2 (3 - 3.45 p.m.) CCA (3.45 - 5.45 p.m.)	HMTL Staff development and learning

4. Expectations and routines (School)

Absenteeism:

All absence from school must be accompanied by a medical certificate or parent letter.

Students are not supposed to go overseas for holiday during school terms.

Pre-Assembly

7.20 a.m. onwards

Mon & Fri - Report to the Hall

Tues to Thurs - Report to the Classrooms

Students are to bring a storybook for silent reading every day.

Late coming:

Students will be considered as late if he/she reports to school after 7.30 a.m.

Students are to report to school on time as they will be able to engage in pre-assembly activities.

4. Expectations and routines (School)

Prescribed uniform must worn to school at all times. This includes;

- School socks
- Black canvas shoes (all black)



Name tags on the school shirt should be positioned slightly above the school crest.



Carrying handphones to school as well as cycling to school, should be accompanied by the submission of a signed consent from parents.

No jewellery of any form or fancy watch is to be worn by students.

- For more details and picture reference, you can refer to the student's daily organiser. (Pg 7 to 12)

Keeping our teens safe online

15 APR 2021



Source: <https://www.schoolbag.edu.sg/story/keeping-our-teens-safe-online>

Managing risks online

- Talk to your child about handphone usage and agree on some rules to guide them on screen time during school days.
- Be aware of who they are talking to or websites they are surfing. Advise them to be wary of not disclosing personal information and why.
- If your child is into gaming, do discuss with them to gradually reduce their gaming time from holidays to term time. Get them to understand the consequences if they allow gaming to take over their time.

Modes of Communication

School to Parent & Parent to School

CLASSDOJO

Will serve as the primary platform for communication between subject teachers and parents.



For:

- Daily reminders
- Clarification of matters with teachers.

STUDENT ORGANISER / EMAIL

School to Parent

PUNGOL GREEN PRIMARY SCHOOL WEBSITE

Website:

pungolgreenpri.moe.edu.sg/

Phone Number: 65383011



For:

- Termly newsletters
- Consent Forms
- Latest updates on School Matters
- Travel Declaration

PARENTS GATEWAY

Organiser reminders

- ▶ Ensure that the “Personal Particulars” page (Pg 1) is filled in correctly.
- ▶ Read through the updated School rules and acknowledge by signing Pg 13 of the student organiser.
- ▶ Help your child to set personal goals on Pg 19. (This page will be a work in progress and it would be good to revisit this page with your child/ward from time to time.)

S.T.R.I.V.E



*Thank
you*