



Parent-Teacher Meeting 1

27 January 2023

Agenda





School's Focus, Key Outcomes & Programmes

2. Our School's Approach to Student Outcomes

PGPS STUDENT OUTCOMES

SELF-DIRECTED LEARNERS

- Have a lively curiosity about things
- Take responsibility for their own learning
- Take pride in their work
- Have healthy habits and an awareness of the arts

CONFIDENT LEADERS

- Know their strengths and areas for growth
- Think for themselves
- Express themselves confidently
- Know right from wrong and choose to do what is right

INNOVATIVE COLLABORATORS

- Are creative and inventive
- Exercise initiative
- Work effectively in teams
- Strive for excellence to achieve a common goal despite challenges

CARING CITIZENS

- Know and love Singapore
- Empathize and share with others
- Care for others and the environment
- Take action to improve the lives of others

P4 Programmes to grow Self-Directed Learners



EL Week

**Library Programme and
School-Wide Reading
Programme**



**Math-nificent
Week and Math
Galore**



**Project-Based
Learning (PjBL)**



**Design Thinking Workshop
(IGNITE @ PGPS)**

P4 Programmes to grow Self-Directed Learners



Integrated Project work



Student ICON rollout to P4 level in 2023!




ICT-Math authentic learning tasks

P4 Programmes to grow Self-Directed Learners



**MTL Voice 21
Enrichment
Programme**



**Creation of
digital Life
Cycle stories**



Arts Fiesta

P4 Programmes to develop Confident Leaders



Leadership Opportunities:

Class Committee **CCA Leaders**
Student Leaders **Peer Support Leaders** **PAM Ambassadors**
Math Ambassador **MTL Support Leaders**
Math & Science E2K Programmes (NEW!)

P4 Programmes to develop Confident Leaders



Music Busking



Art Competition



PGPS Got Talent!

P4 Programmes to develop Innovative Collaborators



**Making Solar Oven or Cooler Box
(Applied Learning Programme)**



**Math Integrated Trail to
Sports Hub
Math Galore**

P4 Programmes to develop Innovative Collaborators



EL Week

**Learn It, Use It,
Enjoy It!
MTL Fortnight**



P4 Programmes to grow Caring Citizens



National Education

- Total Defence Day
- International Friendship Day
- Racial Harmony Day
- National Day

P4 Programmes to develop **Caring Citizens**



MTL Experiential Learning

Values in Action (VIA):

- **School Wide VIA - SHINE@PGPS**
- **Level Specific VIA – Upcycling @ PGPS**



Partnership with Parents



3. Partnership with Parents



So, how can you join us in engaging the mind,
nurturing the heart and
empowering the hands of your child?

Parent Partnership Tips for English

- ▷ Enjoy reading with your child.
- ▷ Use standard English when conversing with your child.
- ▷ Refer to a dictionary when in doubt
- ▷ Encourage your child to practise writing. Emphasise that handwriting must be neat and legible.



Parent Partnership Tips for Math

- Ensure that your child have strong fundamentals (e.g. multiplication table)
- Encourage your child to ask questions to develop understanding
- Focus on the process, not the answer.
- Remind your child to show all the steps when solving problems

- ✓ Where and why are you stuck?
- ✓ How have you solved similar questions in school?
- ✓ Let's see how you arrived at the answer.
- ✓ How can we be sure that this answer is accurate?
- ✓ Is there another way to solve this?
- ✓ How can we do this better?



Parent Partnership Tips for Mother Tongue Languages

- Motivate
 - Recognise your child's improvement
- Role-model
 - Converse with your child in MTL
 - Be your child's audience – encourage your child to show you what he/she has learnt at MTL class
- Facilitate
 - Encourage your child to use a small white board to practise writing in MTL
 - Encourage your child to read MTL books independently and share what he has read with you



Parent Partnership Tips for Science

- ▷ Wander and wonder with your child; make trips to Science Centre, Zoo, Botanic garden, Gardens by the bay or simply parks to appreciate the fauna and flora
- ▷ Observe, explore and discuss natural phenomena



Parent Partnership Tips for Science

- ▷ Ask your child to explain their responses in detail
- ▷ Encourage your child to watch Science related documentary, read Science magazines/ articles and try simple Science projects that can be done at home.
- ▷ Work in partnership with your child's teacher
- ▷ Important to keep the Science textbooks and workbooks for future revision. Don't give them away.

Parent Partnership Tips for PE, Art & Music (PAM)



- **Encourage** your child to express themselves freely.
- **Affirm** your child's interests and efforts.
- **Engage** in a discussion with your child about things they have done, learnt or created in PAM lessons.

General tips for parents

- ▷ Encourage your child to express themselves freely and be curious
- ▷ Affirm your child's interests and efforts
- ▷ Check your child's activity book and files regularly. Make sure assignments are carefully completed and concepts understood.
- ▷ Encourage your child to pack his/her bag on their own

Expectations and routines



4. Expectations and routines (School)

Day	Monday	Tuesday	Wednesday	Thursday	Friday
Arrival	7.30 a.m.				
Dismissal	1.30 p.m. (for Primary 1 and 2) 1.40 p.m. (for Primary 3 to 6)				12.40 p.m.
After School Programme	CCA Session 1 (2.15 - 4.15 p.m.) Session 2 (3.45 - 5.45 p.m.)	Supplementary/Remedial Slot 1 (2.15 - 3 p.m.) Slot 2 (3 - 3.45 p.m.)	Staff meeting	Supplementary/Remedial Slot 1 (2.15 - 3 p.m.) Slot 2 (3 - 3.45 p.m.) CCA (3.45 - 5.45 p.m.)	HMTL Staff development and learning

4. Expectations and routines (School)

Absenteeism:

All absence from school must be accompanied by a medical certificate or parent letter.

Students are not supposed to go overseas for holiday during school terms.

Pre-Assembly

7.20 a.m. onwards

Mon & Fri - Report to the Hall

Tues to Thurs - Report to the Classrooms

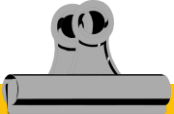
Students are to bring a storybook for silent reading every day.

Late coming:

Students will be considered as late if he/she reports to school after 7.30 a.m.

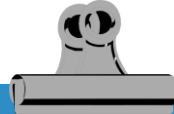
Students are to report to school on time as they will be able to engage in pre-assembly activities.

4. Expectations and routines (School)

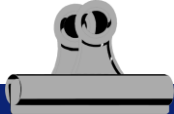


Prescribed uniform must worn to school at all times. This includes;

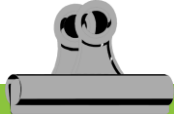
- School socks
- Black canvas shoes (all black)



Name tags on the school shirt should be positioned slightly above the school crest.



Carrying handphones to school as well as cycling to school, should be accompanied by the submission of a signed consent from parents.



No jewellery of any form or fancy watch is to be worn by students.

- For more details and picture reference, you can refer to the student's daily organiser. (Pg 7 to 12)

Keeping our teens safe online

15 APR 2021



Source: <https://www.schoolbag.edu.sg/story/keeping-our-teens-safe-online>

Managing risks online

- Talk to your child about hand phone usage and agree on some rules to guide them on screen time during school days.
- Be aware of who they are talking to or websites they are surfing. Advise them to be wary of not disclosing personal information and why.
- If your child is into gaming, do discuss with them to gradually reduce their gaming time from holidays to term time. Get them to understand the consequences if they allow gaming to take over their time.

Modes of Communication

School to Parent & Parent to School

CLASSDOJO

Will serve as the primary platform for communication between subject teachers and parents.



For:

- Daily reminders
- Clarification of matters with teachers.

STUDENT ORGANISER / EMAIL



School to Parent

PUNGGOL GREEN PRIMARY SCHOOL WEBSITE

Website:

punggolgreenpri.moe.edu.sg/

Phone Number: 65383011



For:

- Termly newsletters
- Consent Forms
- Latest updates on School Matters
- Travel Declaration

PARENTS GATEWAY



Organiser reminders

- ▶ Ensure that the “Personal Particulars” page (Pg 1) is filled in correctly.
- ▶ Read through the updated School rules and acknowledge by signing Pg 13 of the student organiser.
- ▶ Help your child to set personal goals on Pg 19. (This page will be a work in progress and it would be good to revisit this page with your child/ward from time to time.)

S.T.R.I.V.E



*Thank
you*