

Ref: PGPS/17/10/07

13 October 2017

Dear Parents/Guardians,

PSLE Marking Days/Primary 3 E-Learning Days

Please be informed that 19, 20, 23 and 24 October 2017 are PSLE Marking Days and our teachers will be deployed for this marking exercise. Students are not required to be in school on these 4 days. To support your child's learning, our teachers have assigned e-lessons on our school's Learning Management System (LMS).

Your child/ward will be able to login to the system on 19 October, from 8.00 a.m. onwards to access the English, Mathematics, Mother Tongue and Science lessons. Our teachers will conduct a familiarisation exercise to guide students on how to access the online lessons and assignments.

| Subject | Title of Lesson/Assignment |
|---------------|--|
| English | <p>ASKnLearn LMS</p> <ul style="list-style-type: none"> ● Grammar MCQ/Grammar Cloze ● Conjunctions/Matching Exercise ● Verb Forms/Grammar Cloze ● Vocabulary MCQ ● Visual Text Comprehension <p><i>Students are encouraged to revise on words they have learnt from Term 1 – 4 via Quizlet</i></p> |
| Mathematics | <p>Koobits Platform</p> <ul style="list-style-type: none"> ● Revision: Numbers to 10 000/Addition and Subtraction/Money ● Revision: Multiplication and Division/Time/Bar Graphs ● Revision: Measurements/Area and Perimeter ● Revision: Fractions/Angles/Perpendicular and Parallel Lines |
| Mother Tongue | <p>Malay Language</p> <p>ASKnLearn LMS</p> <ul style="list-style-type: none"> ● Revision Practice <ul style="list-style-type: none"> ○ <i>Imbuan</i> ○ <i>Peribahasa</i> ○ <i>Melengkapkan Teks</i> ○ <i>Kefahaman</i> <p>Chinese Language</p> <p>ASKnLearn LMS</p> <ul style="list-style-type: none"> ● Vocabulary and Grammar MCQ (语文应用复习) ● Open-Ended Comprehension Practice 1 (阅读理解练习1) ● Open-Ended Comprehension Practice 2 (阅读理解练习2) ● Open-Ended Comprehension Practice 3 (阅读理解练习3) <p><i>Reference answers and guiding instructions will be updated via LMS</i></p> |

| Subject | Title of Lesson/Assignment |
|---------|---|
| Science | ASKnLearn LMS |
| | ● Diversity MCQ/Home Based Learning Worksheet |
| | ● Materials MCQ/Home Based Learning Worksheet |
| | ● Magnets MCQ/Home Based Learning Worksheet |
| | ● Systems MCQ/Home Based Learning Worksheet |

To ensure that learning continues and every student is gainfully occupied during this period, we seek your assistance in ensuring that your child/ward completes his/her assignments **latest by 26 October**. If your child/ward is travelling during the period 19-24 October, please remember to declare your travel plan in the LMS latest by 17 October. Should you need any clarifications, please feel free to contact your child/ward's Form Teacher. For technical problems on using the LMS, please contact Wizlearn Helpdesk at 6777 9661. Thank you for your support and cooperation.

Yours Sincerely,



Mrs Betty See
Vice-Principal



Mdm Cai Aimei
Year Head

.....
(Please detach)

PSLE Marking Days/Primary 3 E-Learning Days

Name of student: _____

Class: _____

I have read and noted the contents of the circular (Ref no. PGPS/17/10/07) dated 13 October 2017.

Name of parent/guardian

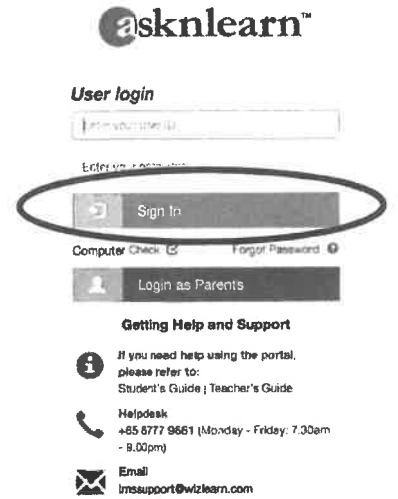
Signature and date

LMS Login Procedure:

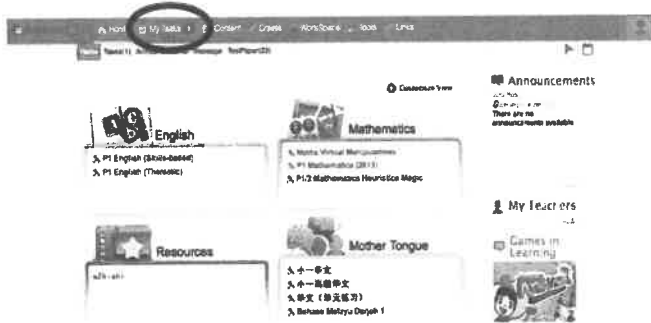
If you need help on using the portal, please contact Helpdesk: ☎ +65 6777 9661 (Monday - Friday: 7.30 a.m. - 9.00 p.m.) ✉ lmssupport@wizlearn.com

Step 1:

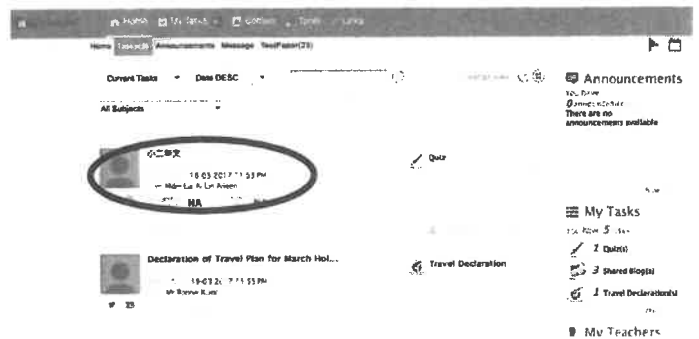
- To access the portal, login to http://lms.asknlearn.com/PUNGGOLGREEN_PS/
- Enter your child/ward's User ID (e.g. Birth Cert. No./FIN)
- Enter your child/ward's password (Default password: Birth Cert. No./FIN in uppercase)
- Click Sign in



Step 2: Click on My Tasks



Step 3: Click on lesson/assignment


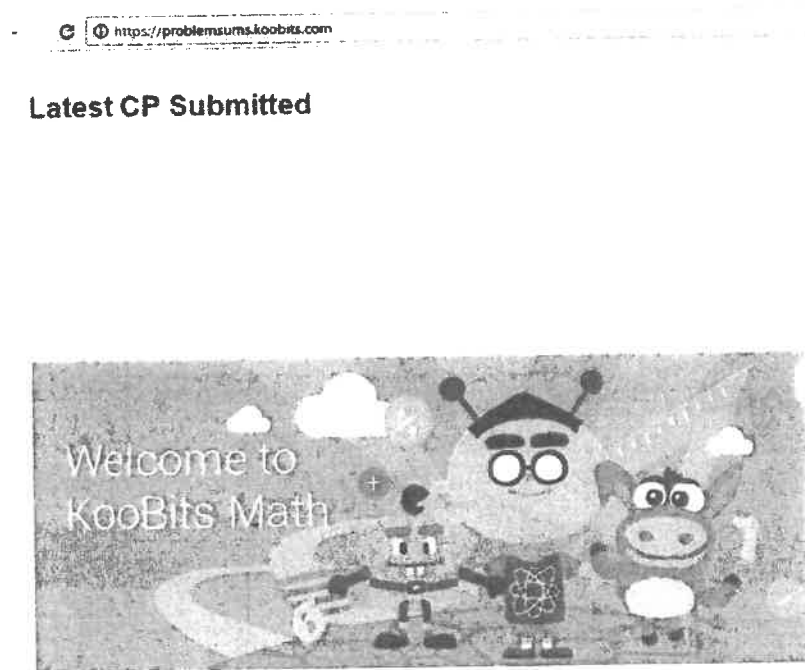


Step 4: Click and complete all tasks, one at a time. Upon completion, click on Home and repeat Steps 2, 3 and 4 for the next lesson/assignment.

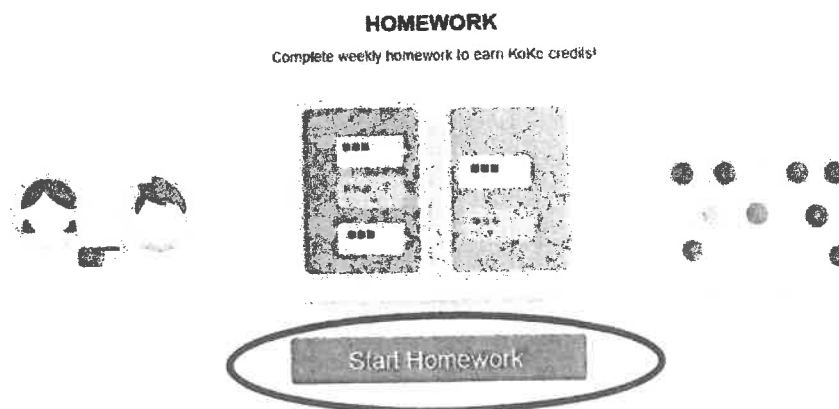
Koobits Login Procedure:

Step 1:

- a) To access the portal, login to <https://problemsums.koobits.com/>
- b) Enter your child/ward's Login ID (PGPS+last 3 digits+alphabet of student's BC) and password (same as Login ID)
- c) Click Login



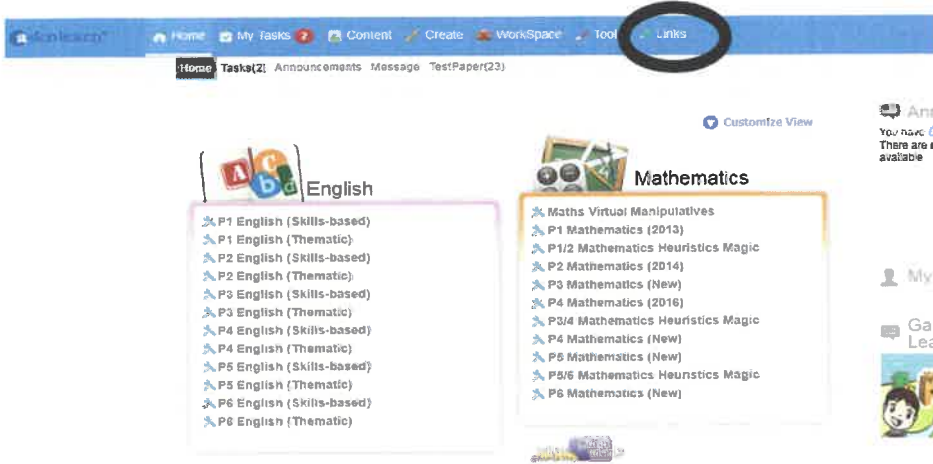
Step 2: Click on Start Homework



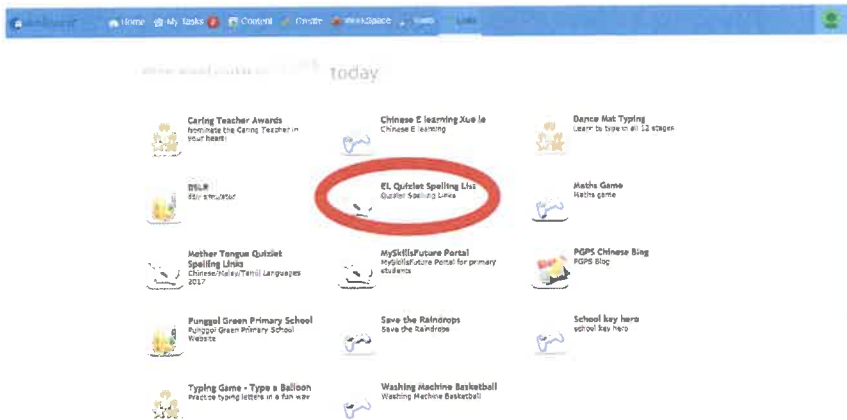
Step 3: Complete E-Learning Homework.

Quizlet Login Procedure:

Step 1: In LMS, Click on Links



Step 2: Click on 'EL Quizlet Spelling List'



Step 3: Click on the Quizlet Links. Scroll down for Spelling Lists from all Terms.

