





# ORAL SKILLS FOR EL

## @ Punggol Green Primary School

P2-4 EL Sharing for Parents (3<sup>rd</sup> February 2018)



# EL PROGRAMME

---



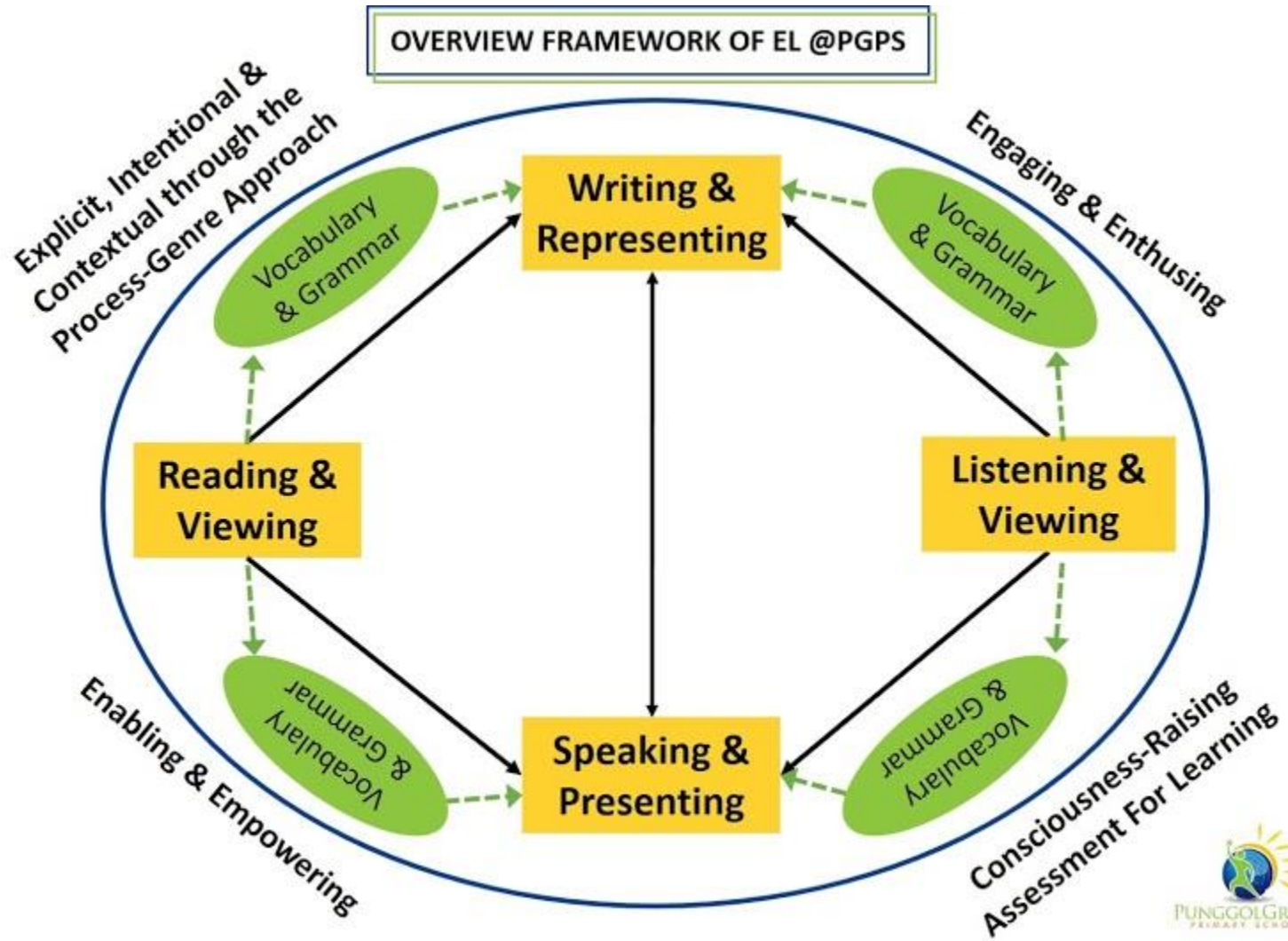
## VISION

**An eloquent and confident student  
with a strong appreciation of the English Language**

## MISSION

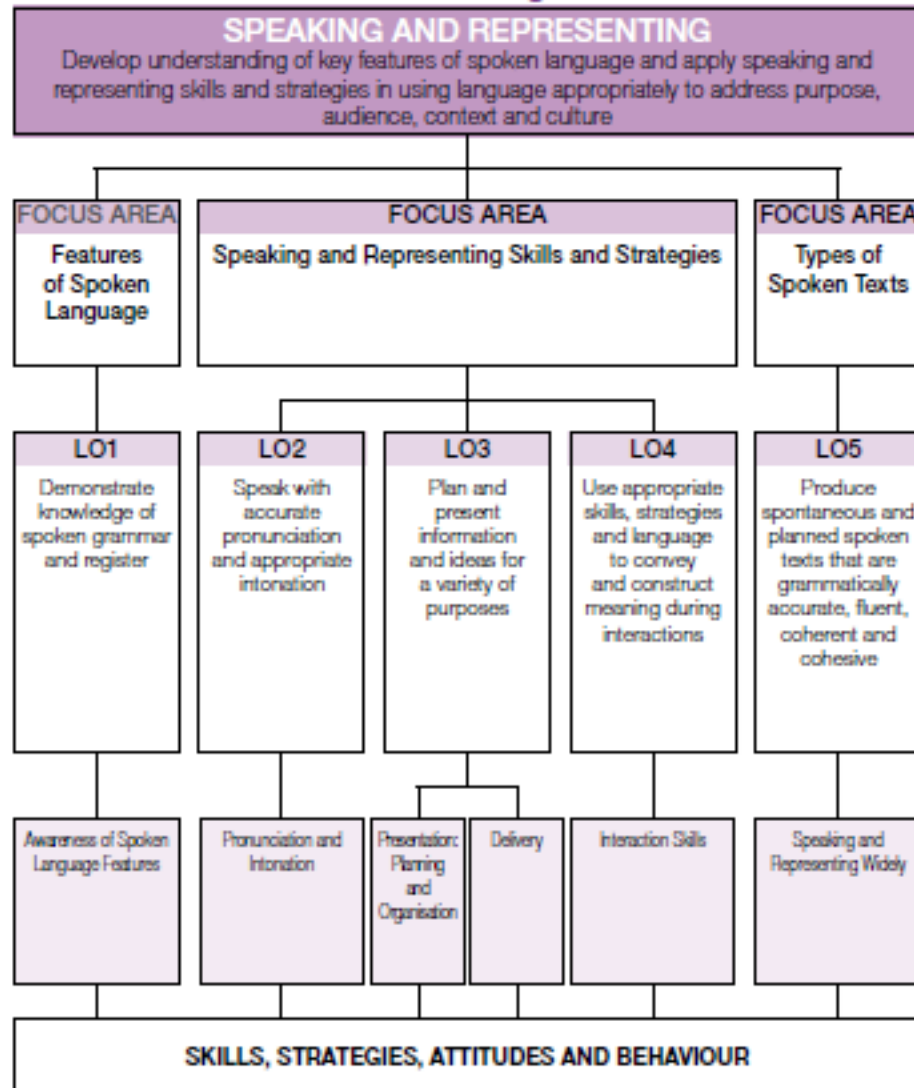
**Providing a rich curriculum that is  
enabling and enjoyable**

# EL PROGRAMME



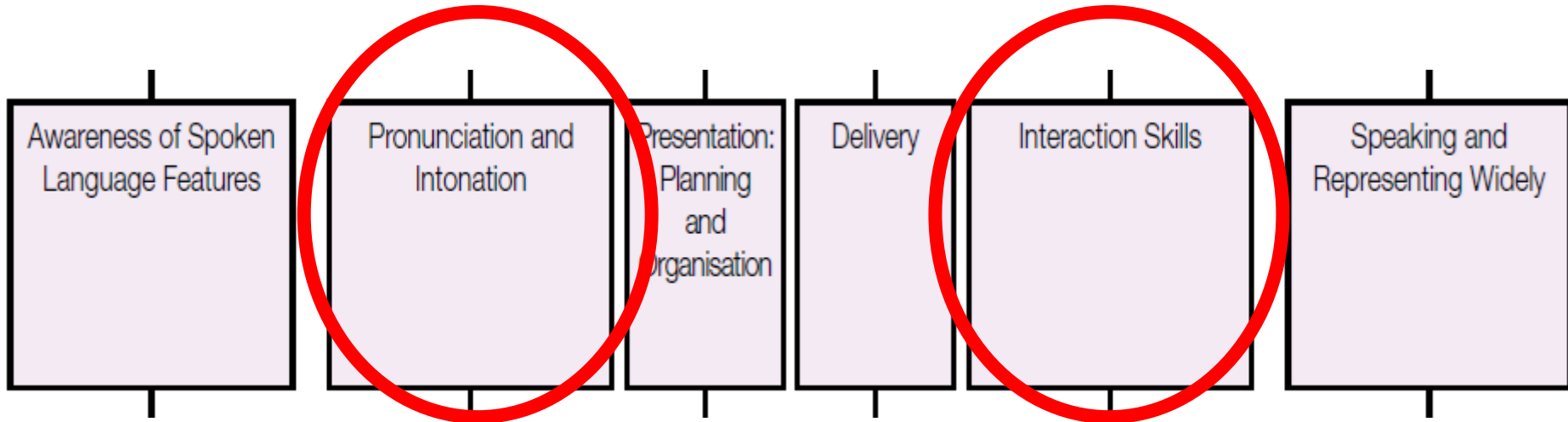
# SYLLABUS OUTCOMES

## Overview Diagram



# SYLLABUS OUTCOMES

---



# Pronunciation & Intonation

---



To pronounce clearly and to use appropriate voice qualities in order to convey meaning by:

- articulating and pronouncing clearly and accurately
- varying pace, volume, tone and stress to enhance meaning

# Interaction Skills

---

To negotiate meaning with others in order to convey thoughts and ideas by:

- responding to questions
- elaborating on topics
- generating and exploring ideas
- taking turns

# Assessment (P2 to P4)

When we returned to school after the holidays, Mrs Teo arranged us in small groups to share about our holiday experiences. In my group, I was the leader. So, I asked, "Who wants to begin?"

Rose went first. "I went to New Zealand to stay with my Uncle who has a sheep farm. There was a little lamb whose mother had died. Every day I fed him milk from a bottle. I called him Snowy."

After everyone had shared their stories, it was my turn. I was about to tell them about the Singapore River Cruise I took, when my teacher said, "It is time for your Mother Tongue lesson now, you will write your stories after recess."

That's exactly what I did. I wrote about my enjoyable boat ride and the interesting places I saw along the way.



Merlion



Singapore Flyer



Changi Airport



Singapore Zoological Gardens



# Reading

# Reading with Expression

---



## Assessment Expectations

- Clear and consistently good pronunciation
- Fluent expressive reading, varying tone, pace and volume as required
- Appropriate variation of pitch and tone
- Appropriate stress and intonation to convey meaning according to the purpose, audience and context

# Reading with Expression

---



## **Tips:**

- **Reading with your child, level-appropriate books**
- **Model reading with expression**
- **Rising tone for question marks**
- **Look out for speech-marks**

# Reading with Expression

---

## Hands-On Practice!

When we returned to school after the holidays, Mrs Teo arranged us in small groups to share about our holiday experiences. In my group, I was the leader. So, I asked, “Who wants to begin?”

Rose went first. “I went to New Zealand to stay with my Uncle who has a sheep farm. There was a little lamb whose mother had died. Every day I fed him milk from a bottle. I called him Snowy.”

After everyone had shared their stories, it was my turn. I was about to tell them about the Singapore River Cruise I took, when my teacher said, “It is time for your Mother Tongue Lesson now, you will write your stories after recess.”

That’s exactly what I did. I wrote about my enjoyable boat ride and the interesting places I saw along the way.

# Stimulus Based Conversation

# Stimulus Based Conversation

---



## Assessment Expectations

- Able to articulate ideas fluently
- Able to elaborate on ideas
- Able to make interpretations

# Stimulus Based Conversation

---



## Tips:

- Question and the Reading Passage is related.
- Practise holding conversations with your child
- Get your child to elaborate on their opinion
- Provide a variety of experiences

# Stimulus Based Conversation



PUNGGOLGREEN  
PRIMARY SCHOOL

## Hands-On Practice!

Prompts:

- Have you been to any of these attractions before? Tell me more about your experience.
- What other tourist attractions have you been to?





# PREPARING FOR PRIMARY ENGLISH



PUNGGOLGREEN  
PRIMARY SCHOOL

Have purposeful conversations

Teach self-introduction skills

Ask Open-Ended Questions

Speaking  
&  
Presenting



# EL STAGE

